

# Sea Animals

## Weekly Schedule



Activities involving active adult participation.



Activities that the child can do on his/her own. Parents are welcome to join in if your child invites.



Activity involving some cleaning/handwash after it is done.




















Parents are welcome to sing along with the child.



Parents are welcome to dance along with the child.



Day/Date	Tuesday	Thursday	Friday
Topic	Dolphin & Turtle	Jelly fish & whale	Star fish & Revision
Let's Get Started	<p>Let's pack our bag and go on a beach. Where we can run, jump, skip and surf on the beach.</p> 	<p>Let's go on the beach and go diving in the sea to see some fish and do some warm up exercises on the tunes of hockey pokey and star jump songs.</p>  	<p>Let's get fit as we dance to the hokey pokey song and star jump. Stretching is so much fun.</p>  
Learning Is Fun	<p>A. Going under the sea to meet a Dolphin and a Turtle</p>  <p>B. Introducing shape – star with the help of a magical box and exploring different objects which are star in shape</p> 	<p>Learning is fun:</p> <ul style="list-style-type: none"> <li>We will learn about the sea animals like jelly fish and whale.</li> </ul>  <ul style="list-style-type: none"> <li>Revisit the topic of big and small by sorting the big and small sea animals in the big and small basket.</li> </ul> 	<p>Introduction to a Star Fish</p> <p>Revisiting all other sea animals</p>  <p>Recap of big and small and revision of the shape- star</p> 
Creative Expression And More	<p>A. Story – Dolphin takes a big leap.</p>  <p>B. Extended art activity related to storytime – palm printing to make a dolphin and a turtle.</p>  	<ul style="list-style-type: none"> <li>Let's read aloud a story-Down deep into the deep blue sea.</li> </ul>  <ul style="list-style-type: none"> <li>Let's strengthen our fine motors skills and do a sensorial activity using play dough.</li> </ul> 	<ul style="list-style-type: none"> <li>Rhyme time- sea animals</li> </ul> <p>Music and movement- Baby shark do do do do do...</p>  <ul style="list-style-type: none"> <li>Parachute play (let's make our own sea).</li> </ul> 